

# Measuring & Selecting your Replacement Spring




All From  Supply

# Caution

- Working on storage doors can be dangerous
- Accidents can result in severe injury or death
- Work should be done by experienced professionals
- DO NOT work on springs that are under tension

# STEP 1: Determine Wire Size

Determine the wire size by using a caliper or by measuring 20 coils of wire (not including the end 'hook') to the nearest 1/16th of an inch and referring to the Spring Wire Chart.



**Tip: Use a marker of contrasting color to tag the start and end position as you count.**

# Data: Spring Wire Chart

The spring wire chart is available on the Roll Door Spring page of the web site and reproduced here.

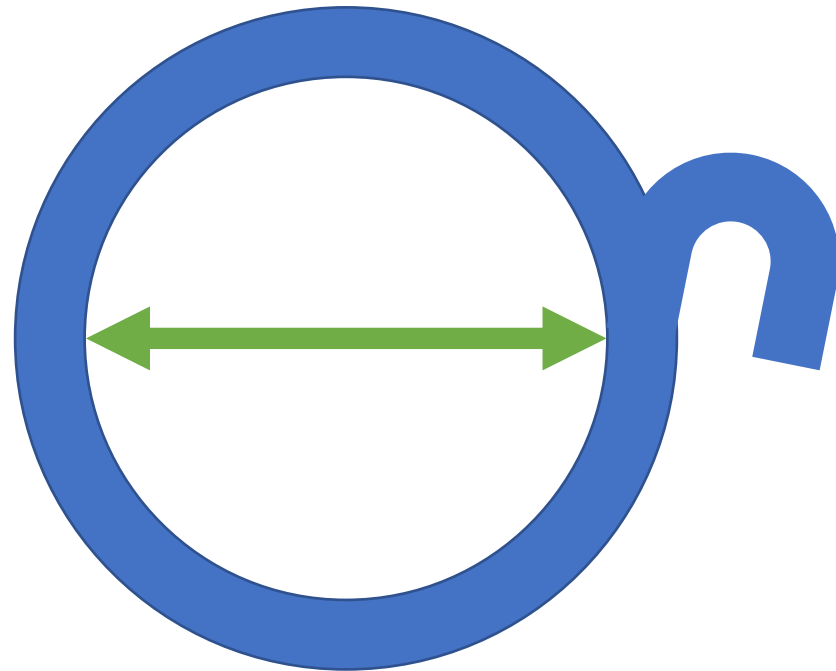
As an example say your 20 coils of spring measures **5" in length**. Find 5" on the chart, slide right and you'll see your **wire size is .250** (*you would select .2500 on the website*).

Length of 10 Coils	Length of 20 Coils	Wire Size
1-1/4"	2-1/2"	0.125
1-3/8"	2-3/4"	0.135
1-7/16"	2-7/8"	0.142
1-1/2"	3"	0.1483
1-9/16"	3-1/8"	0.1562
1-5/8"	3-1/4"	0.162
1-11/16"	3-3/8"	0.170
1-3/4"	3-1/2"	0.177
1-7/8"	3-3/4"	0.1875
1-15/16"	3-7/8"	0.192
21/16"	4-1/8"	0.207
2-3/16"	4-3/8"	0.2187
2-1/4"	4-1/2"	0.2253
2-5/16"	4-5/8"	0.2343
2-7/16"	4-7/8"	0.2437
2-1/2"	<b>5"</b>	<b>0.250</b>
2-5/8"	5-1/4"	0.2625
2-3/4"	5-1/2"	0.273
2-13/16"	5-5/8"	0.283
2-7/8"	5-3/4"	0.289
2-15/16"	5-7/8"	0.295

Length of 10 Coils	Length of 20 Coils	Wire Size
3-1/16"	6-1/8"	0.3065
3-1/8"	6-1/4"	0.3125
3-3/16"	6-3/8"	0.3195
3-5/16"	6-5/8"	0.331
3-7/16"	6-7/8"	0.3437
3-5/8"	7-1/4"	0.3625
3-3/4"	7-1/2"	0.375
3-15/16"	7-7/8"	0.3938
4-1/16"	8-1/8"	0.4062
4-7/32"	8-7/16"	0.4218
4-5/16"	8-5/8"	0.4305
4-3/8"	8-3/4"	0.4375
4-17/32"	9-1/16"	0.4531
4-5/8"	9-1/4"	0.4615
4-11/16"	9-3/8"	0.4687
4-7/8"	9-3/4"	0.490
5"	10"	0.5
5-5/16"	10-5/8"	0.5312
5-5/8"	11-1/4"	0.5625
6-1/4"	12-1/2"	0.625

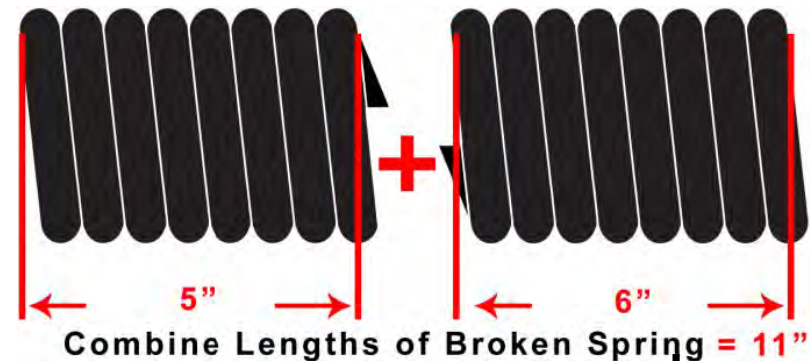

## **STEP 2: Measure Inside Diameter**

Measure the inside diameter to the nearest 1/16th of an inch.



# STEP 3: Determine Length of Spring

Measure the overall length of the spring in its relaxed state.



For a broken spring lay the pieces as best you can to get the overall length. You can also determine the length by counting all the coils and multiplying by the wire size.

Example: 120 coils x .2500 wire = 30'' spring

# Step 4: Determine Wind

## Method 1



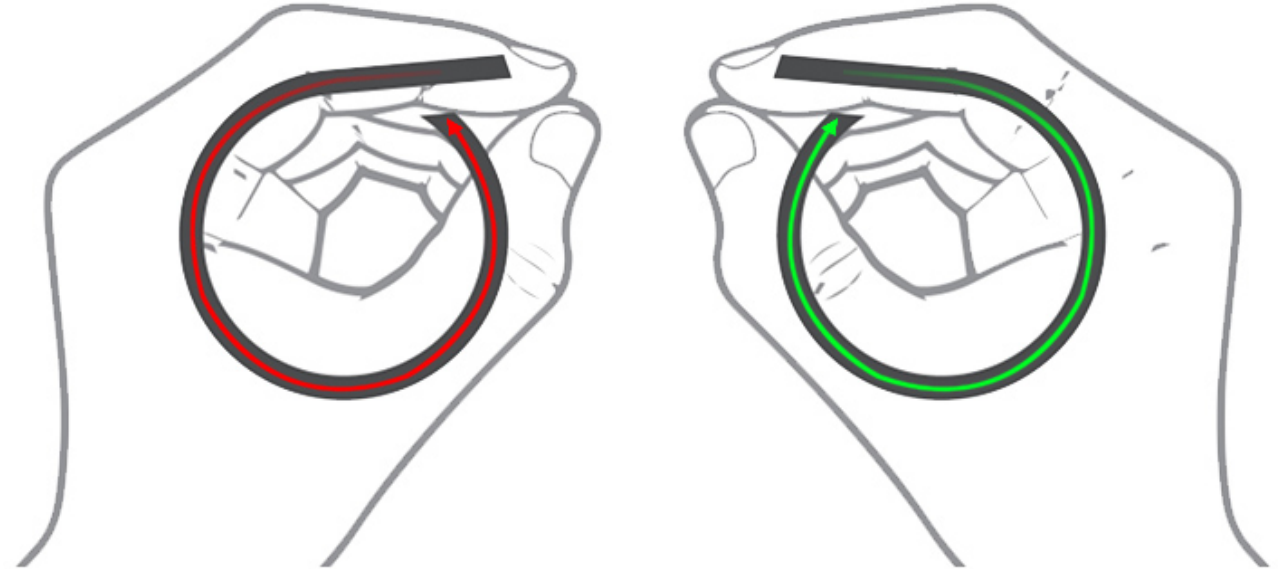
Left Hand Wind

Right Hand Wind

Look at the end of the spring with the hooks as shown in the image. Does it rotate to the right or left as it winds away from you?

- **Right-hand springs** wind clockwise.
- **Left-hand springs** wind counter-clockwise.

## Method 2



Left Hand Wound  
Right Door Side

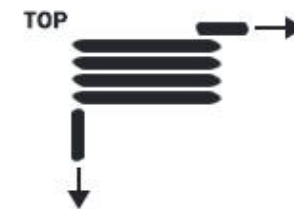
Right Hand Wound  
Left Door Side

Hold the the spring in your hand with the start of the coil at your index finger. If you follow the coil away from you, in a loop from index finger to thumb, a **left hand spring** will wind to the left. A **right hand spring** will wind to the right.

# Step 5: Determine End



**Mini Whse Ends**



**Porvene Ends**



# Complete the Order

## Select the spring wire size

[Spring Help: Spring Wire Chart](#) | [Installation Video](#) | [End Types](#) | [How to Order Springs](#)



.1920 Spring Wire Size

\$24.99 to \$53.42



.2070 Spring Wire Size

\$24.99 to \$57.36



.2187 Spring Wire Size

\$24.99 to \$60.45



.2343 Spring Wire Size

\$24.99 to \$64.67



.2500 Spring Wire Size

\$24.99 to \$79.71



.2625 Spring Wire Size

\$24.99 to \$92.82



Select the Inner Diameter,  
Length, Fractional Length\*,  
Wind Direction, End Type  
and quantity and then  
**ADD TO CART**

\*If the spring is 10-1/2" the 1/2" is the fractional length. If there is no fractional component then simply enter 00"

.2070 Spring Wire Size

\$24.99 To \$51.93

SKU: SPR-207

### Replacement Torsion Springs For Self Storage Roll-Up Doors

- Springs orders must be entered online.
- Springs will ship separately from other items in your order.
- Springs can take up to 3 weeks but most arrive in 1-2 weeks. We cannot expedite spring orders.
- Will Call is not available for orders that include springs.
- Springs are custom made: No returns, exchanges or credit on springs.

### How To Order - Help Links

- [How To Order Springs PDF](#)
- [How To Video](#)

### Fractional Length

If spring is 10-1/4" then the fractional length is 1/4". If length is a whole number i.e. 10" then select 00" as the fractional length.

Inner Diameter : 3"

Length :

- Select -

- Select -

- 4"
- 5"
- 6"
- 7"
- 8"
- 9"
- 10"
- 11"
- 12"
- 13"
- 14"
- 15"
- 16"
- 17"
- 18"
- 19"
- 20"
- 21"
- 22"

Porveme

ADD TO CART

ADD TO WISHLIST